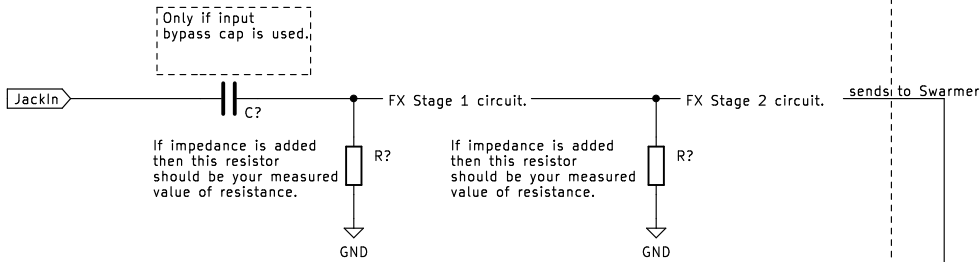
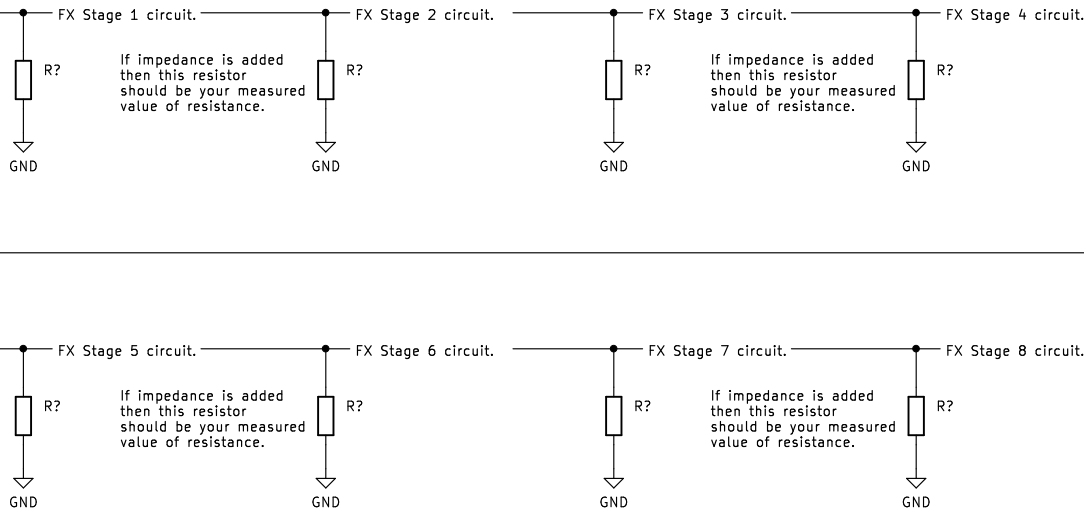


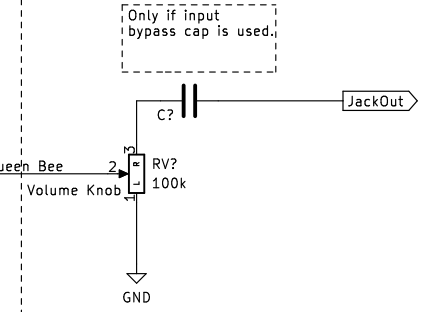
Queen Bee section



Swarmer Section



Queen Bee



This diagram shows how the Queen Bee and Swarmer audio routing is implemented into your effect circuit. Impedance stages can be eliminated by not using them.

The volume knob can also be eliminated if desired.

If both of those are eliminated then you can route your effects disregarding the Queen Bee and Swarmer's circuitry.

Power stages are not shown. HiveR power stages are generally overkill for most pedals and should be developed specific to your pedal needs.

Sheet: /

File: User Audio Integration- Queen Bee.kicad_sch

Title: Queen Bee and Swarmer Audio Routing

Size: USLetter Date: 2022-11-19

KiCad E.D.A. eeschema (6.0.2)

Rev: 1

Id: 1/1